

## Dollars and Cents

Economic Impact and Statistics of  
Minnesota Agriculture

## MN Ag By the Numbers

79,300	Farms
27.4 Million	Acres Farmed
1.1 Trillion	Bushels of corn harvested
984 Million	Gallons milk produced
6.2 Million	Market hogs

## National Rankings

- # 3 Soybeans
- # 4 Corn
- # 3 Hogs & pigs, hogs markets
- # 6 Milk production, # of milk cows
- # 1 Sugarbeets

## National Rankings

- # 1 Turkeys raised
- # 1 Sweet Corn & Peas for processing
- # 2 Oats, Spring Wheat, Wild Rice
- # 6 Red meat production
- # 10 Cattle on Feed

## Top MN Ag Counties

<u>Total Ag Receipts</u>	<u>Livestock</u>	<u>Crops</u>
1. Stearns	1. Stearns	1. Polk
2. Martin	2. Martin	2. Renville
3. Renville	3. Blue Earth	3. Clay
4. Blue Earth	4. Kandiyohi	4. Redwood
5. Kandiyohi	5. Nicollet	5. Faribault

## Blue Earth County

### Economic Output and Employment (2006 data)

- Population: 58,254
- Total employment: 49,031 (# of jobs)
- Household income: \$76,043 (MN: \$90,615; US: \$86,718)

Top 5 Industry Sectors (2004)	Output (\$ millions)	% of Economy	Jobs	%
<b>Ag &amp; Forestry</b>	<b>1,451</b>	<b>28</b>	<b>3,245</b>	<b>7</b>
Manufacturing	643.7	12	2,881	6
Whole & Retail Trade	499.7	9	7,629	16
Health & Social Services	448.1	9	7,685	17
Non-classified & Gov't.	426.1	8	5,391	12
<b>TOTAL</b>	<b>5,266.6</b>		<b>46,367</b>	

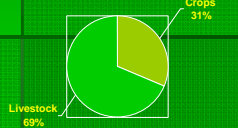
# Blue Earth County

## National Ag Statistic Service Data

- Farms: 1,125
- Total Farmland: 405,564 acres
- Average size: 361 acres

## Blue Earth County: Ag Cash Receipts

\$304.1 million



Product	Output	Rank
Corn	31.3 million bushels	6
Soybeans	8.9 million bushels	6
Hay	21,700 tons	71
Hogs	450,000 head	2
Cattle	13,500 head	59
Beef cows	1,300 head	78
Dairy cows	800 head	68
Dairies	19 herds	49
Milk	16 million pounds	-

# Freeborn County

## Economic Output and Employment (2004 data)

- Population: 31,971
- Total employment: 18,587 (# of jobs)
- Household income: \$65,071 (MN: \$90,615; US: \$86,718)

Top 5 Industry Sectors	Output (\$ millions)	% of Economy	Jobs	%
Manufacturing	1,285.6	52	3,454	19
Ag & Forestry	203.9	8	1,955	11
Non-classified & Gov't.	169.5	7	1,525	8
Health & Social Services	162.5	7	2,693	14
Retail Trade	131.8	5	2,280	12
TOTAL	2,480.5		18,587	

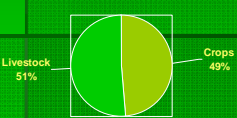
# Freeborn County

## National Ag Statistic Service Data

- Farms: 1,172
- Total Farmland: 394,408 acres
- Average size: 337 acres

## Freeborn County: Ag Cash Receipts

\$211.6 million



Product	Output	Rank
Corn	30.9 million bushels	7
Soybeans	7.7 million bushels	11
Hay	33,000 tons	62
Hogs	249,000 head	8
Cattle	15,000 head	56
Beef cows	2,100 head	59
Dairy cows	1,300 head	54
Milk	26 million pounds	-

# Waseca County

## Economic Output and Employment (2004 data)

- Population: 19,358
- Total employment: 11,072 (# of jobs)
- Household income: \$71,775 (MN: \$90,615; US: \$86,718)

Top 5 Industry Sectors	Output (\$ millions)	% of Economy	Jobs	%
Manufacturing	422.6	31	1,309	12
Information Technology	332.9	25	1,389	13
Ag & Forestry	139.6	10	1,246	11
Non-classified & Gov't.	138.3	10	1,492	13
Health & Social Services	63.24	5	1,575	14
TOTAL	1,348.9		11,072	

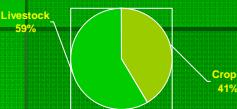
# Waseca County

## National Ag Statistic Service Data

- Farms: 756
- Total Farmland: 231,328 acres
- Average size: 305 acres

## Waseca County: Ag Cash Receipts

\$152.8 million



Product	Output	Rank
Corn	21.3 million bushels	25
Soybeans	5.3 million bushels	26
Hay	24,900 tons	69
Hogs	190,000 head	15
Cattle	15,000 head	56
Beef cows	1,600 head	71
Dairy cows	2,000 head	43
Milk	39 million pounds	-

# Economic Impact

## \$10.7 Billion in Cash Receipts

- 6<sup>th</sup> largest in the national
- Ag exports rank 7<sup>th</sup> in the nation

MN Ag adds \$55 Billion and 367,000 jobs to related economic sectors