



MN Ag By the Numbers

- 79,300 Farms
- 27.4 Million Acres Farmed
- 1.1 Billion Bushels of corn harvested
- 984 Million Gallons milk produced
- 6.2 Million Market hogs

National Rankings

- # 3 Soybeans
- # 4 Corn
- # 3 Hogs & pigs, hogs markets
- # 6 Milk production, # of milk cows
- # 1 Sugarbeets

National Rankings

- # 1 Turkeys raised
- # 1 Sweet Corn & Peas for processing
- # 2 Oats, Spring Wheat, Wild Rice
- # 6 Red meat production
- # 10 Cattle on Feed

Top MN Ag Counties

Total Ag Receipts	Livestock	Crops
1. Stearns	1. Stearns	1. Polk
2. Martin	2. Martin	2. Renville
3. Renville	3. Blue Earth	3. Clay
4. Blue Earth	4. Kandiyohi	4. Redwood
5. Kandiyohi	5. Nicollet	5. Faribault

Stearns County

Economic Output and Employment (2004 data)

- Population: 141,055
- Total employment: 99,255 (# of jobs)
- Household income: \$ 78,096 (MN: \$90,615; US: \$86,718)

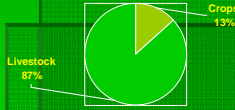
Top 6 Industry Sectors (2004)	Output (\$ millions)	% of Economy	Jobs	%
Manufacturing	2,784.1	27.0	12,271	12.4
Health & Social Services	1,017.6	9.9	13,341	13.4
Non-classified & Gov't.	917.6	8.9	10,597	10.7
Retail Trade	770.0	7.5	12,059	12.1
Construction	752.0	7.3	7,019	7.1
Ag, Forestry, Fish/Hunting	539.0	5.2	4,284	4.3
TOTAL	10,302.3		99,255	

Stearns County

National Ag Statistic Service Data

- Farms: 3,152
- Total Farmland: 681,350 acres
- Average size: 216 acres

Stearns County: Ag Cash Receipts
\$378.8 million
#1 in Minnesota



Product	Output	Rank
Corn	17.4 million bushels	31
Soybeans	3.4 million bushels	45
Hay	367,000 tons	1
Hogs	111,000 head	23
Cattle	190,000 head	1
Beef cows	10,700 head	7
Dairy cows	64,000 head	1
Dairies	803 herds	1
Milk	1,205 million pounds	-

Renville County

Economic Output and Employment (2004 data)

- Population: 16,701
- Total employment: 9,550 (# of jobs)
- Household income: \$66,204 (MN: \$90,615; US: \$86,718)

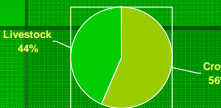
Top 5 Industry Sectors	Output (\$ millions)	% of Economy	Jobs	%
Manufacturing	582.8	41.8	1,090	11.4
Ag, Forestry, Fish/Hunting	377.7	27.1	2,866	30.0
Non-classified & Gov't.	108.9	7.8	1,203	12.6
Construction	38.5	2.8	398	4.2
Health & Social Services	37.5	2.7	920	9.6
Total	1,395.7		9550	

Renville County

National Ag Statistic Service Data

- Farms: 1,124
- Total Farmland: 603,911 acres
- Average size: 537 acres

Renville County: Ag Cash Receipts
\$344.9 million



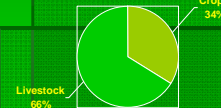
Product	Output	Rank
Corn	43.0 million bushels	1
Soybeans	10.4 million bushels	2
Hay	34,200 tons	61
Hogs	191,000 head	14
Cattle	30,500 head	26
Beef cows	1,500 head	76
Dairy cows	3,000 head	38
Dairies	27 herds	41
Milk	26 million pounds	-

Carver County

National Ag Statistic Service Data

- Farms: 820
- Total Farmland: 171,913 acres
- Average size: 210 acres

Carver County: Ag Cash Receipts
\$79.4 million



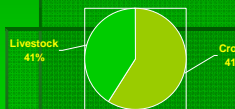
Product	Output	Rank
Corn	8.9 million bushels	45
Soybeans	2.1 million bushels	54
Hay	88,900 tons	15
Hogs	17,500 head	43
Cattle	31,000 head	24
Beef cows	1,800 head	68
Dairy cows	9,000 head	13
Dairies	129 herds	10
Milk	183 million pounds	-

Dakota County

National Ag Statistic Service Data

- Farms: 997
- Total Farmland: 237,763 acres
- Average size: 236 acres

Dakota County: Ag Cash Receipts
\$120.6 million



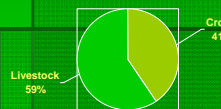
Product	Output	Rank
Corn	14.4 million bushels	37
Soybeans	3.0 million bushels	49
Hay	41,600 tons	52
Hogs	23,000 head	36
Cattle	27,500 head	35
Beef cows	2,100 head	59
Dairy cows	3,600 head	34
Dairies	32 herds	36
Milk	67 million pounds	-

Scott County

National Ag Statistic Service Data

- Farms: 1,004
- Total Farmland: 130,889 acres
- Average size: 130 acres

Scott County: Ag Cash Receipts
\$53.6 million



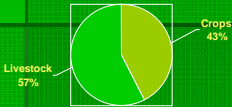
Product	Output	Rank
Corn	5.3 million bushels	53
Soybeans	1.7 million bushels	58
Hay	15,100 tons	38
Cattle	19,500 head	46
Beef cows	1,600 head	71
Dairy cows	4,800 head	28
Dairies	57 herds	27
Milk	51.5 million pounds	-

Wright County

National Ag Statistic Service Data

- Farms: 1,646
- Total Farmland: 265,605 acres
- Average size: 161 acres

Wright County: Ag Cash Receipts
\$111.6 million



Product	Output	Rank
Corn	8.5 million bushels	46
Soybeans	3.2 million bushels	47
Hay	100,600 tons	12
Hogs	13,000 head	46
Cattle	40,500 head	15
Beef cows	4,400 head	35
Dairy cows	10,500 head	11
Dairies	105 herds	14
Milk	199 million pounds	-

Economic Impact

\$10.7 Billion in Cash Receipts

- 6th largest in the national
- Ag exports rank 7th in the nation

MN Ag adds \$55 Billion and 367,000 jobs to related economic sectors

Buying Power on the Farm



Corn



Corn	1970's	1980's	1990's	2006
Cost of a 250Hp Tractor	\$24,700	\$68,000	\$84,900	\$175,000
Price (\$ per Bushel)	\$3.19	\$2.50	\$1.87	\$2.97
Yield (Bushels per acre)	76.4	122.7	154	182.3
Bushels needed to buy the tractor	7,743	27,200	45,401	58,923
Acres needed to produce enough to buy the tractor	101	222	295	323

Source: Northland FBM

