

Dollars and Cents

Economic Impact and Statistics of
Minnesota Agriculture

MN Ag By the Numbers

79,300 Farms
27.4 Million Acres Farmed
1.1 Billion Bushels of corn harvested
984 Million Gallons milk produced
6.2 Million Market hogs

National Rankings

3 Soybeans
4 Corn
3 Hogs & pigs, hogs markets
6 Milk production, # of milk cows
1 Sugarbeets

National Rankings

1 Turkeys raised
1 Sweet Corn & Peas for processing
2 Oats, Spring Wheat, Wild Rice
6 Red meat production
10 Cattle on Feed

Top MN Ag Counties

Total Ag Receipts	Livestock	Crops
1. Stearns	1. Stearns	1. Polk
2. Martin	2. Martin	2. Renville
3. Renville	3. Blue Earth	3. Clay
4. Blue Earth	4. Kandiyohi	4. Redwood
5. Kandiyohi	5. Nicollet	5. Faribault

Kandiyohi County

Economic Output and Employment (2004 data)

- Population: 41,191
- Total employment: 30,334 (# of jobs)
- Household income: \$ 75,457 (MN: \$90,615; US: \$86,718)

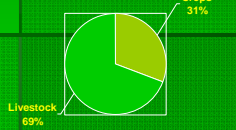
Top 5 Industry Sectors (2004)	Output (\$ millions)	% of Economy	Jobs	%
Manufacturing	708.7	25.7	3,080	10.2
Ag & Forestry	252.2	9.2	2,518	8.3
Non-classified & Govt.	348.0	12.6%	4,391	14.5
Health & Social Services	255.8	9.3%	5,490	18.1
Construction	216.7	7.9%	2,009	6.6%
TOTAL	2,753.9		30344	

Kandiyohi County

National Ag Statistic Service Data

- Farms: 1,286
- Total Farmland: 407,905 acres
- Average size: 317 acres

Kandiyohi County: Ag Cash Receipts



Product	Output	Rank
Corn	22.4 million bushels	21
Soybeans	4.9 million bushels	29
Hay	63,000 tons	29
Hogs	82,000 head	27
Cattle	28,500 head	30
Beef cows	2,900 head	48
Dairy cows	7,200 head	20
Dairies	93 herds	17
Milk	134 million pounds	-

Redwood County

Economic Output and Employment (2004 data)

- Population: 16,201
- Total employment: 10,015 (# of jobs)
- Household income: \$66,277 (MN: \$90,615; US: \$86,718)

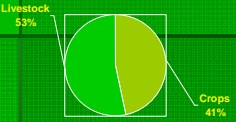
Top 5 Industry Sectors	Output (\$ millions)	% of Economy	Jobs	%
Ag, Forestry, Fish/Hunting	237.4	27.1	1,866	18.6
Non-classified & Gov't.	144.9	16.5	2,363	23.6
Manufacturing	124.2	14.2	623	6.2
Construction	56.5	6.5	592	5.9
Wholesale Trade	54.9	6.3	393	3.9
TOTAL	1,348.9		10,015	

Redwood County

National Ag Statistic Service Data

- Farms: 1,163
- Total Farmland: 545,248 acres
- Average size: 455 acres

Redwood County: Ag Cash Receipts



Product	Output	Rank
Corn	41.3 million bushels	2
Soybeans	10.8 million bushels	1
Hay	38,900 tons	57
Hogs	201,000 head	12
Cattle	42000 head	14
Beef cows	4,800 head	30
Dairy cows	1,700 head	48
Milk	27.5 million pounds	-

Renville County

Economic Output and Employment (2004 data)

- Population: 16,701
- Total employment: 9,550 (# of jobs)
- Household income: \$66,204 (MN: \$90,615; US: \$86,718)

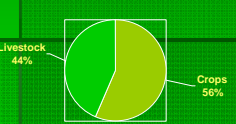
Top 5 Industry Sectors	Output (\$ millions)	% of Economy	Jobs	%
Manufacturing	582.8	41.8	1,090	11.4
Ag, Forestry, Fish/Hunting	377.7	27.1	2,866	30.0
Non-classified & Gov't.	108.9	7.8	1,203	12.6
Construction	38.5	2.8	398	4.2
Health & Social Services	37.5	2.7	920	9.6
Total	1,395.7		9550	

Renville County

National Ag Statistic Service Data

- Farms: 1,124
- Total Farmland: 603911 acres
- Average size: 537 acres

Renville County: Ag Cash Receipts



Product	Output	Rank
Corn	43.0 million bushels	1
Soybeans	10.4 million bushels	2
Hay	34,200 tons	61
Hogs	191,000 head	14
Cattle	30,500 head	26
Beef cows	1,500 head	76
Dairy cows	3,000 head	38
Dairies	27 herds	41
Milk	26 million pounds	-

Stearns County

Economic Output and Employment (2004 data)

- Population: 141,055
- Total employment: 99,255 (# of jobs)
- Household income: \$78,096 (MN: \$90,615; US: \$86,718)

Top 6 Industry Sectors (2004)	Output (\$ millions)	% of Economy	Jobs	%
Manufacturing	2,784.1	27.0	12,271	12.4
Health & Social Services	1,017.6	9.9	13,341	13.4
Non-classified & Gov't.	917.6	8.9	10,597	10.7
Retail Trade	770.0	7.5	12,059	12.1
Construction	752.0	7.3	7,019	7.1
Ag, Forestry, Fish/Hunting	539.0	5.2	4,284	4.3
TOTAL	10,302.3		99,255	

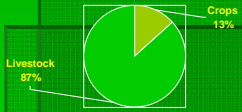
Stearns County

National Ag Statistic Service Data

- Farms: 3,152
- Total Farmland: 681,350 acres
 - Average size: 216 acres

Product	Output	Rank
Corn	17.4 million bushels	31
Soybeans	3.4 million bushels	45
Hay	367,000 tons	1
Hogs	111,000 head	23
Cattle	190,000 head	1
Beef cows	10,700 head	7
Dairy cows	64,000 head	1
Dairies	803 herds	1
Milk	1,205 million pounds	-

Stearns County: Ag Cash Receipts
\$378.8 million
#1 in Minnesota



Economic Impact

\$10.7 Billion in Cash Receipts

- 6th largest in the national
- Ag exports rank 7th in the nation

MN Ag adds \$55 Billion and 367,000 jobs to related economic sectors